



# Mirage

## Shelving System Specification Guide

V1.09.03.18

Mirage offers a cost effective, simple, and stylish shelving solution. With a minimalist look and feel Mirage has a modern edge whilst sitting comfortably in both modern and classic environments. This shelving system is ideally suited where budgets need to be managed to the maximum.



## Sizes available

### What's the difference?

Our reference size is the industry standard sizing for shelving, and makes ordering from us a lot simpler. Please use the reference size when placing your order.

The actual size is primarily for use by architects and designers who need exact measurements for drawings and site layouts.

### Wall Freestanding

	Reference Size (mm)	Actual Size (mm)	
		Starter Bays	Add-On Bays
Height	2100	2113	2113
	1800	1813	1813
	1500	1513	1513
	1200	1213	1213
Width	900	950	925
	750	800	775
Depth	250	280	280

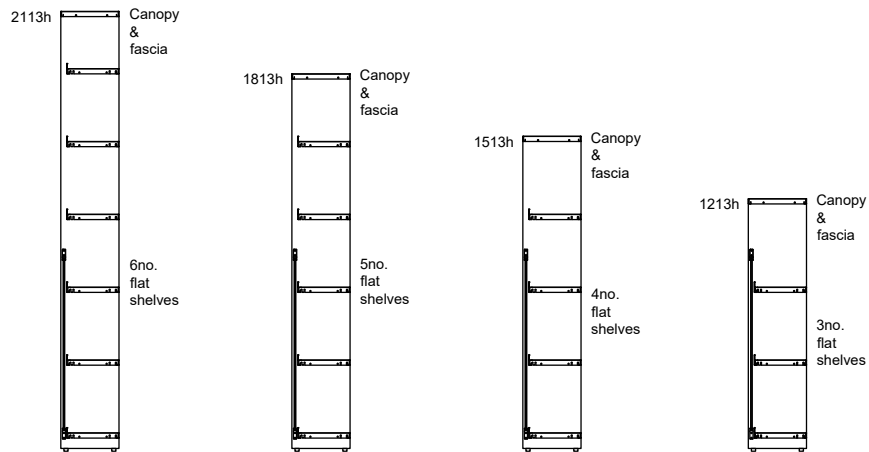
### Double Sided Island

	Reference Size (mm)	Actual Size (mm)	
		Starter Bays	Add-On Bays
Height	2100	2113	2113
	1800	1813	1813
	1500	1513	1513
	1200	1213	1213
Width	900	951	926
	750	801	776
Depth	280	530	530

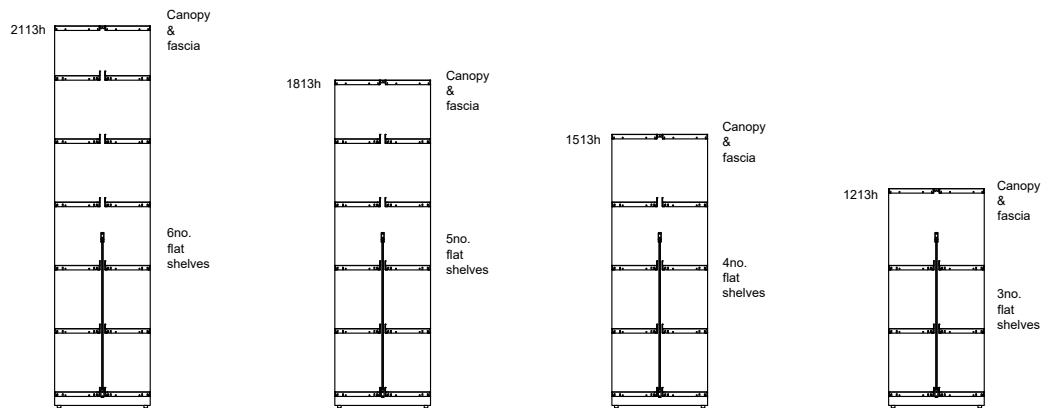
## Elevations

### Heights (mm)

#### Wall Freestanding



#### Double Sided Island

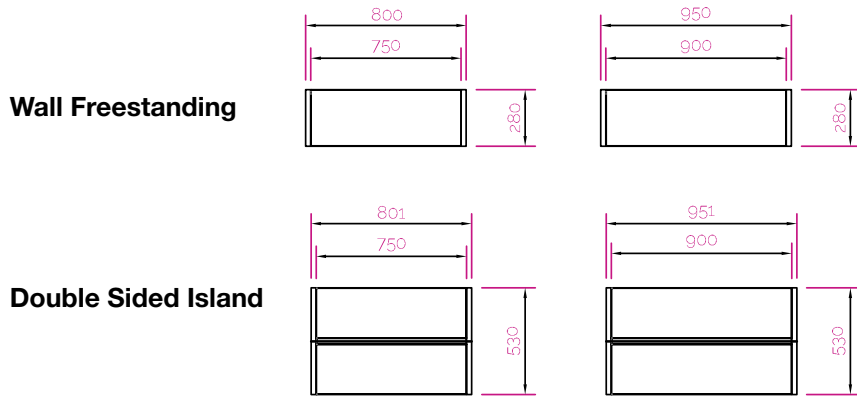


#### Please note:

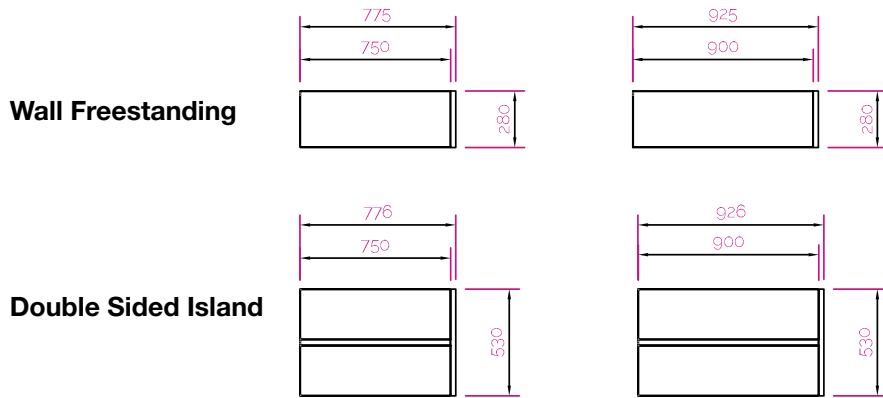
- All shelves are 250mm deep
- Levelling feet adjustment can add up to 15mm to the actual height of all Freestanding and Island units.

## Plan View

### Starter Bay Widths and Depths (mm)




### Add-On Bay Widths and Depths (mm)



## Accessories



**Suspended Book Support**



**Magnetic Book Support**



**Bay Headers**



**Shelf Front Signage**

## End Panels

Mirage shelving comes with sleek end panels which are made of 25mm MFC with a 2mm PVC edging. The end panels are available in five finishes as standard.



**Beech**  
Egger H1582



**Maple**  
Krono D375



**Oak**  
Egger H1319



**White**  
Egger W980



**Walnut**  
Egger H3704

## Shelves

This shelving system is highly user-friendly as the adjustable shelves work with easily removable brackets so that you can quickly reconfigure as required. The same shelf can be used in either flat, or in a back-inclined position. You may also use the same shelf and brackets in a display position. This feature gives great flexibility with your shelving units as you can easily change them around as and when required.



**White**  
RAL 9010




**Light Grey**  
RAL 7035



**Silver**  
RAL 9006



**Anthracite Grey**  
RAL 7016



**Black**  
RAL 9005